

REMETSNC
TECHNOLOGY



WOOD CHIPPERS **FACTORY**




www.remetcnc.com

REMET CNC TECHNOLOGY has been operating on the market of precision metal machining and machine production since 1998. Many years of experience have facilitated the proper identification of the market and the needs of customers in the field of wood processing. Our qualified personnel and specialised machine park work hard to produce high-quality devices tailored to the expectations of all users (two series of chippers: **STANDARD** and **PROFESSIONAL**). Continuous development of the company, employee training, quality control, implementation of the latest manufacturing technologies (laser cutting, machining of chipper elements on precision CNC machining units) results in the fact that our machines are always of the highest quality. The wood chippers and splitters that we manufacture are recognised both on the domestic market in Poland and around the world.

We welcome you to get to know our product range, and visit our YouTube channel and Facebook profile where we constantly post information about current promotions and videos from the work of a wood chipper. Have you got any questions? Call us! Our consultants will gladly provide with all the information and help to choose a wood chipper that matches your expectations.



FIND US ON:



CUTTING MECHANISMS

4-5



Models: M-40, M-60, M-80, M-100, M-120, M-150, M-200

WOOD CHIPPERS PTO DRIVE STANDARD

6-7



Models: R-60, R-80, R-100, R-120, R-150

WOOD CHIPPERS WITH CONVEYOR STANDARD

8-9



Models: R-100, R-120, R-150

GASOLINE WOOD CHIPPERS STANDARD

10-11



Models: RS-80, RS-100, RS-100, RS-100 OFFRAD, RS-120, RS-120 OFFRAD

ELECTRIC WOOD CHIPPERS STANDARD

12-13



Models: RE-80, RE-100, RE-120

WOOD CHIPPERS PTO DRIVE PROFESSIONAL

14-15



Models: RP-100, RP-120, RP-150, RP-200

WOOD CHIPPERS WITH CONVEYOR PROFESSIONAL

16-17



Models: RP-100, RP-120, RP-150, RP-200, RP-200 SUPER

GASOLINE WOOD CHIPPERS PROFESSIONAL

18-19



Models: RPS-100, RPS-120, RPS-120 TURNTABLE, RPS-120 TRAILER

ELECTRIC WOOD CHIPPERS PROFESSIONAL

20-21



Models: RPE-100, RPE-120, RPE-120, RPE-200

DISC CHIPPERS NEW!

22-23



Models: RT-690R, RT-720R, RT-630, RTE-630, RTS-630

DRUM CHIPPERS NEW!

24-25



Models: RB-50E, RB-50G, RB-100G

ACCESSORIES

26

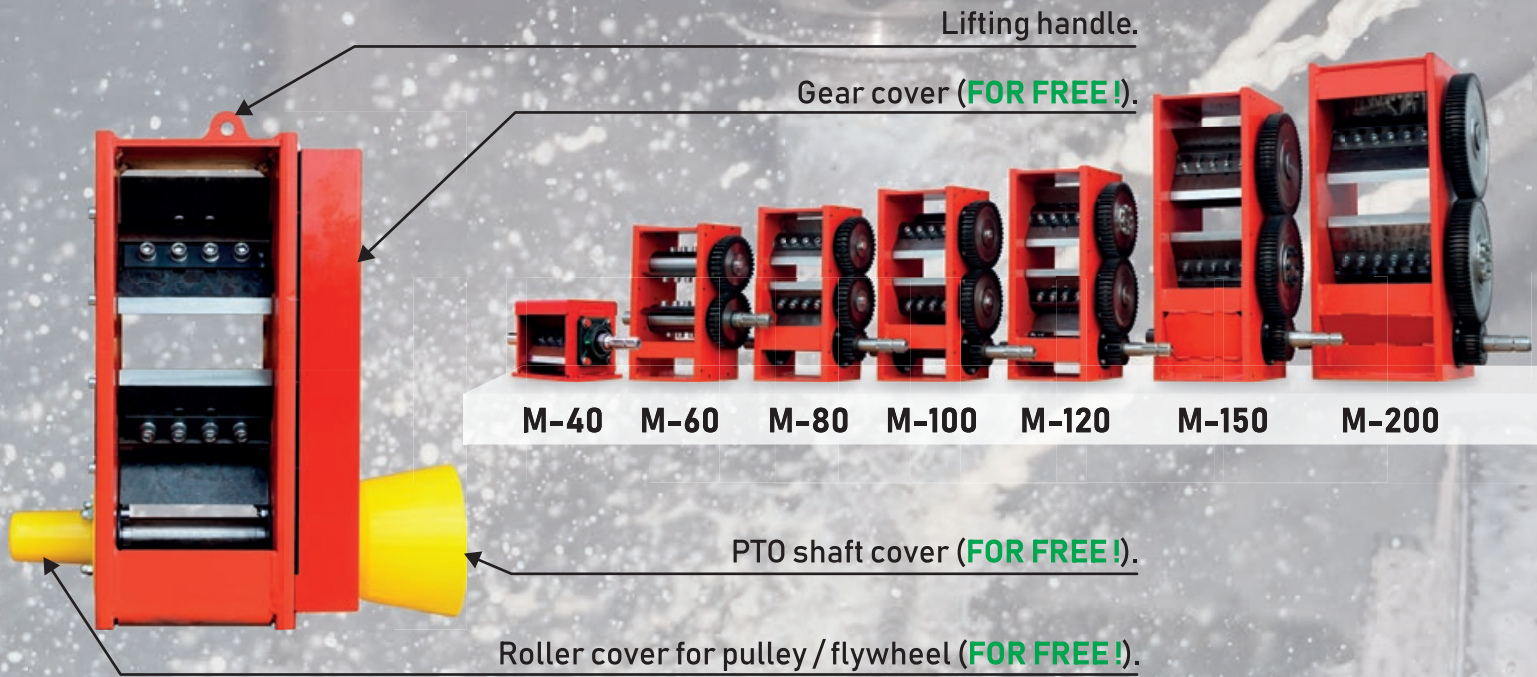


WOOD SPLITTER & LOG GRABS


27



CUTTING MECHANISMS FOR OWN ASSEMBLY



Strong welded construction (fully demountable cutting mechanism for maintenance or replacement of bearings).



Patented blade system for cutting shafts. Thanks to the wide washer, the knife pressure on the shaft is evenly distributed over a larger surface.

Due to the shift of the blade rake angle, the cutting resistance and the energy needed for cutting has been significantly reduced.


Threaded holes for mounting covers.

Clamp-expansion clutch to determine the axis of cutting shafts, it also has an anti-overload function.

Induction hardened gears.

Hardened and tempered PTO shaft.

Mounting holes.



- The gears that are used in cutting mechanisms are induction hardened.
- The M120, M150 and M200 cutting mechanisms are secured with a clamping sleeve, smaller mechanisms from M60 to M100 are secured with shear pins.



- Cutting knives made of HARDOX TYPE 500 wear-resistant steel.
- Thanks to many years of experience in the field of wood processing, we have developed innovative cutting shafts, thanks to which we obtained:
 - larger cutting diameter,
 - greater strength,
 - lower cutting resistance,
 - lower energy consumption.



- In addition to the PTO drive shaft, the cutting mechanisms have an additional shaft stub for the flywheel (to relieve the driving tractor) or pulleys (alternative drive, e.g. by an electric motor).
- Shafts are mounted on closed ball bearings, covered with lids.


CUTTING MECHANISMS

*On sale mechanisms painted in black.




MINIMUM / RECOMMENDED POWER: **10/15 HP**
 fresh soft wood: **40 mm**
 MAX DIAMETER OF CUTTING fresh hard wood: **35 mm**
 dry hard wood: **30 mm**
 LENGTH OF CUTTING **2 knives mechanism: 10-15 cm**
4 knives mechanism: 5-12 cm
 WEIGHT OF MECHANISM: **30 kg**

M-40




MINIMUM / RECOMMENDED POWER: **10/20 HP**
 fresh soft wood: **55 mm**
 MAX DIAMETER OF CUTTING fresh hard wood: **50 mm**
 dry hard wood: **40 mm**
 LENGTH OF CUTTING **4 knives mechanism: 9-15 cm**
6 knives mechanism: 5-10 cm
 WEIGHT OF MECHANISM: **55 kg**

M-60



MINIMUM / RECOMMENDED POWER: **10/20 HP**
 fresh soft wood: **70 mm**
 MAX DIAMETER OF CUTTING fresh hard wood: **60 mm**
 dry hard wood: **50 mm**
 LENGTH OF CUTTING **4 knives mechanism: 9-15 cm**
6 knives mechanism: 5-12 cm
 WEIGHT OF MECHANISM: **60 kg**

M-80




MINIMUM / RECOMMENDED POWER: **15/25 HP**
 fresh soft wood: **90 mm**
 MAX DIAMETER OF CUTTING fresh hard wood: **80 mm**
 dry hard wood: **70 mm**
 LENGTH OF CUTTING **4 knives mechanism: 9-18 cm**
6 knives mechanism: 7-14 cm
 WEIGHT OF MECHANISM: **75 kg**

M-100




MINIMUM / RECOMMENDED POWER: **25/35 HP**
 fresh soft wood: **110 mm**
 MAX DIAMETER OF CUTTING fresh hard wood: **100 mm**
 dry hard wood: **90 mm**
 LENGTH OF CUTTING **6 knives mechanism: 8-15 cm**
8 knives mechanism: 5-10 cm
 WEIGHT OF MECHANISM: **100 kg**

M-120



MINIMUM / RECOMMENDED POWER: **45/80 HP**
 fresh soft wood: **130 mm**
 MAX DIAMETER OF CUTTING fresh hard wood: **110 mm**
 dry hard wood: **100 mm**
 LENGTH OF CUTTING **6 knives mechanism: 12-18 cm**
8 knives mechanism: 10-15 cm
 WEIGHT OF MECHANISM: **190 kg**

M-150



MINIMUM / RECOMMENDED POWER: **90/150 HP**
 fresh soft wood: **160 mm**
 MAX DIAMETER OF CUTTING fresh hard wood: **150 mm**
 dry hard wood: **140 mm**
 LENGTH OF CUTTING **6 knives mechanism: 18-30 cm**
8 knives mechanism: 15-25 cm
 WEIGHT OF MECHANISM: **300 kg**

M-200

Lifting handle.

Wood chipper powder coated.

Flywheel with cover
(optional):

R-80, ϕ 300 mm , 25 kg

R-100, R-120, ϕ 360 mm , 40 kg

R-150, ϕ 420 mm , 55 kg.

Ball hitch to the trailer.

3-point hitch I and II cat.

Safety switch.

Long fold-out inlet.

Shaft guard for flywheel.

Single bag holder (FOR FREE!).



- 1 3/8 inch PTO shaft cover, shaft made of tempered material.
- To drive the chipper, we recommend using power transmission shafts with shear pins, available in our offer.

- Each chipper is equipped with a single bag holder, making it you can easily pack processed material in raschel bags that facilitate drying.
- Holders for double bags are also available.

- All models have an additional shaft for the flywheel (to support the driving tractor) or pulley (alternative drive, e.g. by an electric motor).



R-60

MINIMUM / RECOMMENDED POWER: **10/20 HP**
 fresh soft wood: **55 mm**
 fresh hard wood: **50 mm**
 dry hard wood: **40 mm**
 LENGTH OF CUTTING **4 knives mechanism: 9-15 cm**
6 knives mechanism: 5-10 cm
 WEIGHT: **120 kg**



R-80

MINIMUM / RECOMMENDED POWER: **10/20 HP**
 fresh soft wood: **70 mm**
 fresh hard wood: **60 mm**
 dry hard wood: **50 mm**
 LENGTH OF CUTTING **4 knives mechanism: 9-15 cm**
6 knives mechanism: 5-12 cm
 WEIGHT: **130 kg**




R-100

MINIMUM / RECOMMENDED POWER: **15/25 HP**
 fresh soft wood: **90 mm**
 fresh hard wood: **80 mm**
 dry hard wood: **70 mm**
 LENGTH OF CUTTING **4 knives mechanism: 9-18 cm**
6 knives mechanism: 7-14 cm
 WEIGHT: **145 kg**



R-120

MINIMUM / RECOMMENDED POWER: **25/35 HP**
 fresh soft wood: **110 mm**
 fresh hard wood: **100 mm**
 dry hard wood: **90 mm**
 LENGTH OF CUTTING **4 knives mechanism: 8-15 cm**
6 knives mechanism: 5-10 cm
 WEIGHT: **170 kg**



R-150

MINIMUM / RECOMMENDED POWER: **45/80 HP**
 fresh soft wood: **130 mm**
 fresh hard wood: **110 mm**
 dry hard wood: **100 mm**
 LENGTH OF CUTTING **4 knives mechanism: 12-18 cm**
6 knives mechanism: 10-15 cm
 WEIGHT: **290 kg**

Fold-out belt conveyor with steel paddels (hydraulically driven).

Safety switch.

Wood chipper powder coated.

Welded frame made of steel .profiles.

3-point hitch, I and II cat.

Ball and pin coupler to the trailer.



■ The turntable conveyors belts have a hydraulic drive with a flow regulator.

■ Conveyors belts can work along the chipper or can be turned to the side.


■ The conveyor belt is equipped with paddels (made of galvanized steel).

■ Chippers with conveyors belts have a frame made of steel profiles, which is equipped with a ball-and-pin coupler.

WOOD CHIPPERS WITH CONVEYOR

STANDARD

R-100



MINIMUM / RECOMMENDED POWER: **15/25 HP**
 fresh soft wood: **90 mm**
 fresh hard wood: **80 mm**
 dry hard wood: **70 mm**



MAX DIAMETER OF CUTTING

LENGTH OF CUTTING
 4 knives mechanism: **9-18 cm**
 6 knives mechanism: **7-14 cm**

LENGTH / WIDTH CONVEYOR BELT: **230/25 cm**
 WEIGHT: **255 kg**

R-120



MINIMUM / RECOMMENDED POWER: **25/35 HP**
 fresh soft wood: **110 mm**
 fresh hard wood: **100 mm**
 dry hard wood: **90 mm**



MAX DIAMETER OF CUTTING

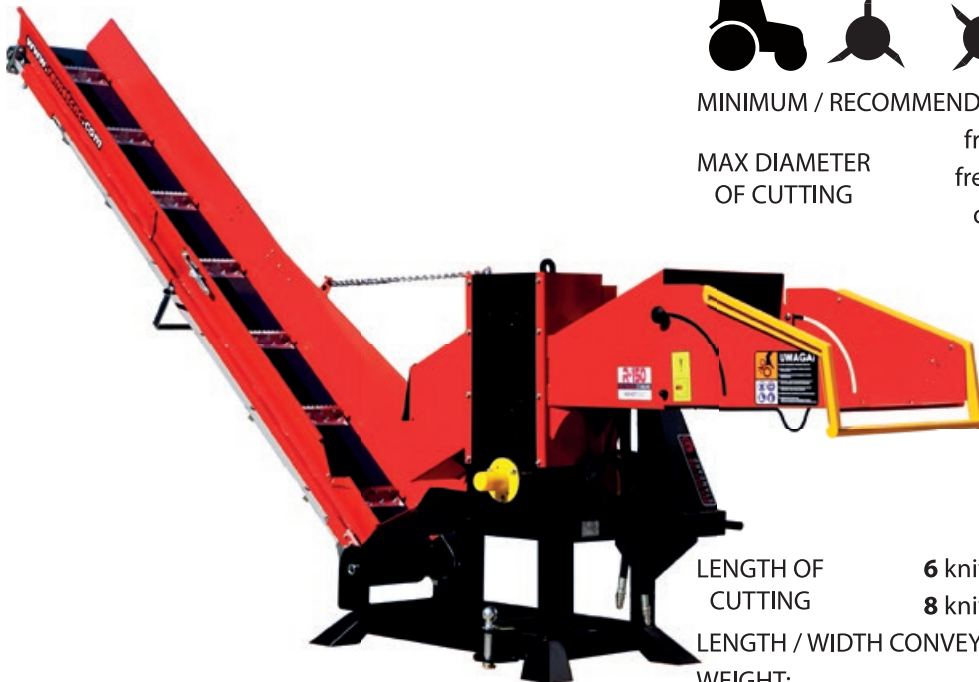
LENGTH OF CUTTING
 6 knives mechanism: **8-15 cm**
 8 knives mechanism: **5-10 cm**

LENGTH / WIDTH CONVEYOR BELT: **230/25 cm**
 WEIGHT: **290 kg**

R-150




MINIMUM / RECOMMENDED POWER: **45/80 HP**
 fresh soft wood: **130 mm**
 fresh hard wood: **110 mm**
 dry hard wood: **100 mm**



MAX DIAMETER OF CUTTING

LENGTH OF CUTTING
 6 knives mechanism: **12-18 cm**
 8 knives mechanism: **10-15 cm**

LENGTH / WIDTH CONVEYOR BELT: **300/30 cm**
 WEIGHT: **415 kg**



Only RS-120 version with alternative PTO drive, 3-point hitch cat. I and II cat.



■ STANDARD gasoline chippers are equipped with four-stroke internal combustion engines, in the RS-120 OFF ROAD version, the engine has an electric start.



■ The RS-100 and RS-120 OFF ROAD models are equipped with large off-road wheels and have an additional ball-and-pin coupler.



■ All gasoline chippers have an additional emergency stop switch.

GASOLINE WOOD CHIPPERS

STANDARD



RS-80

ENGINE POWER: **6,5 HP**
 MAX DIAMETER OF CUTTING
 fresh soft wood: **50 mm**
 fresh hard wood: **45 mm**
 dry hard wood: **40 mm**
 LENGTH OF CUTTING
 4 knives mechanism: **9-15 cm**
 6 knives mechanism: **5-12 cm**
 WEIGHT: **170 kg**



RS-100

ENGINE POWER: **13 or 15 HP**
 MAX DIAMETER OF CUTTING
 fresh soft wood: **80 mm**
 fresh hard wood: **70 mm**
 dry hard wood: **60 mm**
 LENGTH OF CUTTING
 4 knives mechanism: **9-15 cm**
 6 knives mechanism: **5-12 cm**
 WEIGHT: **225 kg**



RS-120

ENGINE POWER: **13 or 15 HP**
 MINIMUM / RECOMMENDED POWER: **25/35 HP**
 MAX DIAMETER OF CUTTING
 fresh soft wood: **80/100 mm**
 fresh hard wood: **70/80 mm**
 dry hard wood: **60/70 mm**
 LENGTH OF CUTTING
 4 knives mechanism: **8-15 cm**
 6 knives mechanism: **5-10 cm**
 WEIGHT: **270 kg**



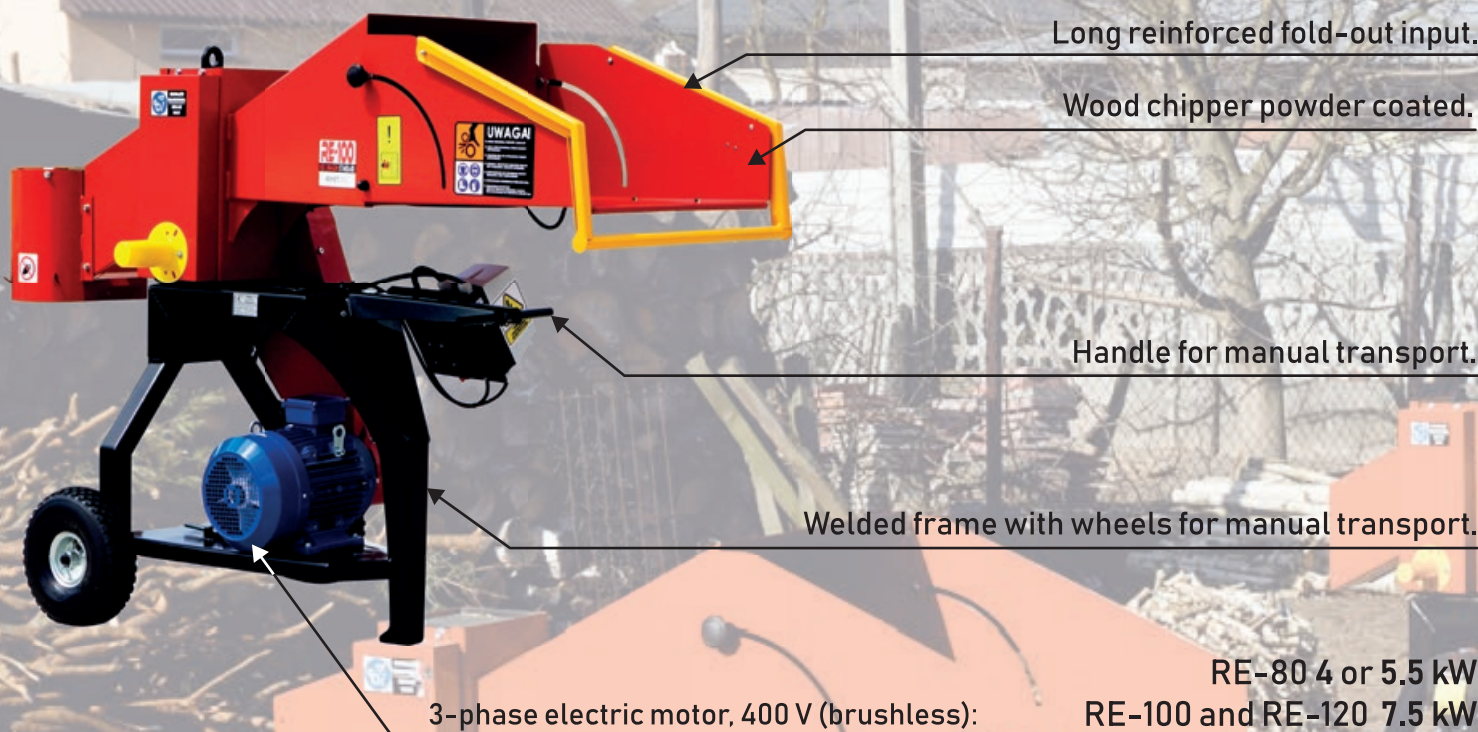
**RS-100
OFF-ROAD**

ENGINE POWER: **13 or 15 HP**
 MAX DIAMETER OF CUTTING
 fresh soft wood: **80 mm**
 fresh hard wood: **70 mm**
 dry hard wood: **60 mm**
 LENGTH OF CUTTING
 4 knives mechanism: **9-15 cm**
 6 knives mechanism: **5-12 cm**
 WEIGHT: **340 kg**



**RS-120
OFF-ROAD**

ENGINE POWER: **15 HP**
 MAX DIAMETER OF CUTTING
 fresh soft wood: **100 mm**
 fresh hard wood: **80 mm**
 dry hard wood: **70 mm**
 LENGTH OF CUTTING
 4 knives mechanism: **8-15 cm**
 6 knives mechanism: **5-10 cm**
 WEIGHT: **420 kg**



Only in the RE-120 version with an alternative PTO drive, 3-point cat. I and II cat.



- The RE series choppers are equipped with brushless (induction) electric motors and pneumatic wheels for manual transport.

- The devices are powered by 400V three-phase (AC). There are START - STOP buttons on the power box, the chippers also have a safety switch surrounding the inlet.

- We manufacture cutting knives from HARDOX TYPE 500 wear-resistant steel.
- The service life of the knives is about 100-150 m³, you can sharpen.

ELECTRIC WOOD CHIPPERS

STANDARD



RE-80
4 kW

ELECTRIC MOTOR POWER: **4 kW**

MAX DIAMETER OF CUTTING
 fresh soft wood: **50 mm**
 fresh hard wood: **45 mm**
 dry hard wood: **40 mm**

LENGTH OF CUTTING
 4 knives mechanism: **9-15 cm**
 6 knives mechanism: **5-12 cm**

WEIGHT: **180 kg**



RE-80
5.5 kW

ELECTRIC MOTOR POWER: **5.5 kW**

MAX DIAMETER OF CUTTING
 fresh soft wood: **60 mm**
 fresh hard wood: **50 mm**
 dry hard wood: **40 mm**

LENGTH OF CUTTING
 4 knives mechanism: **9-15 cm**
 6 knives mechanism: **5-12 cm**

WEIGHT: **180 kg**



RE-100
7.5 kW

ELECTRIC MOTOR POWER: **7,5 kW**

MAX DIAMETER OF CUTTING
 fresh soft wood: **80 mm**
 fresh hard wood: **70 mm**
 dry hard wood: **60 mm**

LENGTH OF CUTTING
 4 knives mechanism: **9-18 cm**
 6 knives mechanism: **7-14 cm**

WEIGHT: **240 kg**



RE-120
7.5 kW

ELECTRIC MOTOR POWER: **7,5 kW**

MINIMUM / RECOMMENDED POWER: **25/35 HP**

MAX DIAMETER OF CUTTING
 fresh soft wood: **80/100 mm**
 fresh hard wood: **70/80 mm**
 dry hard wood: **60/70 mm**

LENGTH OF CUTTING
 4 knives mechanism: **8-15 cm**
 6 knives mechanism: **5-10 cm**

WEIGHT: **290 kg**

Lifting handle.

Cutting mechanisms of the PROFESSIONAL series are equipped with bearings and cutting shafts of greater strength

Flywheel with cover:
(optional)

RP-100 & RP-120, ϕ 360 mm , 40 kg

RP-150, ϕ 420 mm , 55 kg

RP-200, ϕ 500 mm , 80 kg

Ball-and-pin coupler for trailer.

Safety switch.


Long reinforced fold-out inlet.

Wood chipper powder coated.

Single Bagholder (FOR FREE!).

3-point cat. I and II cat.

Strong welded frame made of steel profiles.



- All models include an additional flywheel shaft (to relieve the tractor when mounting with a chipper). Recommended chopper wheels:
RP-100 & RP-120, ϕ 360, 40 kg
RP-150, ϕ 420, 55 kg
RP-200, ϕ 500, 80 kg

- Chippers for tractors of the PROFESSIONAL series have a frame made of steel profiles which is equipped with ball-and-pin coupler for trailer.

- In the chippers of the RP series, the power shaft is made of high-strength material.
- Chippers from RP-100 to RP-150 have a 1 3/8 inch PTO shaft, while in the RP-200 version 1 3/4 inch.




RP-100

MINIMUM / RECOMMENDED POWER: **15/25 HP**
 fresh soft wood: **90 mm**
 MAX DIAMETER OF CUTTING fresh hard wood: **80 mm**
 dry hard wood: **70 mm**
 LENGTH OF CUTTING 4 knives mechanism: **9-18 cm**
 6 knives mechanism: **7-14 cm**
 WEIGHT: **185 kg**



RP-120

MINIMUM / RECOMMENDED POWER: **25/35 HP**
 fresh soft wood: **110 mm**
 MAX DIAMETER OF CUTTING fresh hard wood: **100 mm**
 dry hard wood: **90 mm**
 LENGTH OF CUTTING 6 knives mechanism: **8-15 cm**
 8 knives mechanism: **5-10 cm**
 WEIGHT: **230 kg**



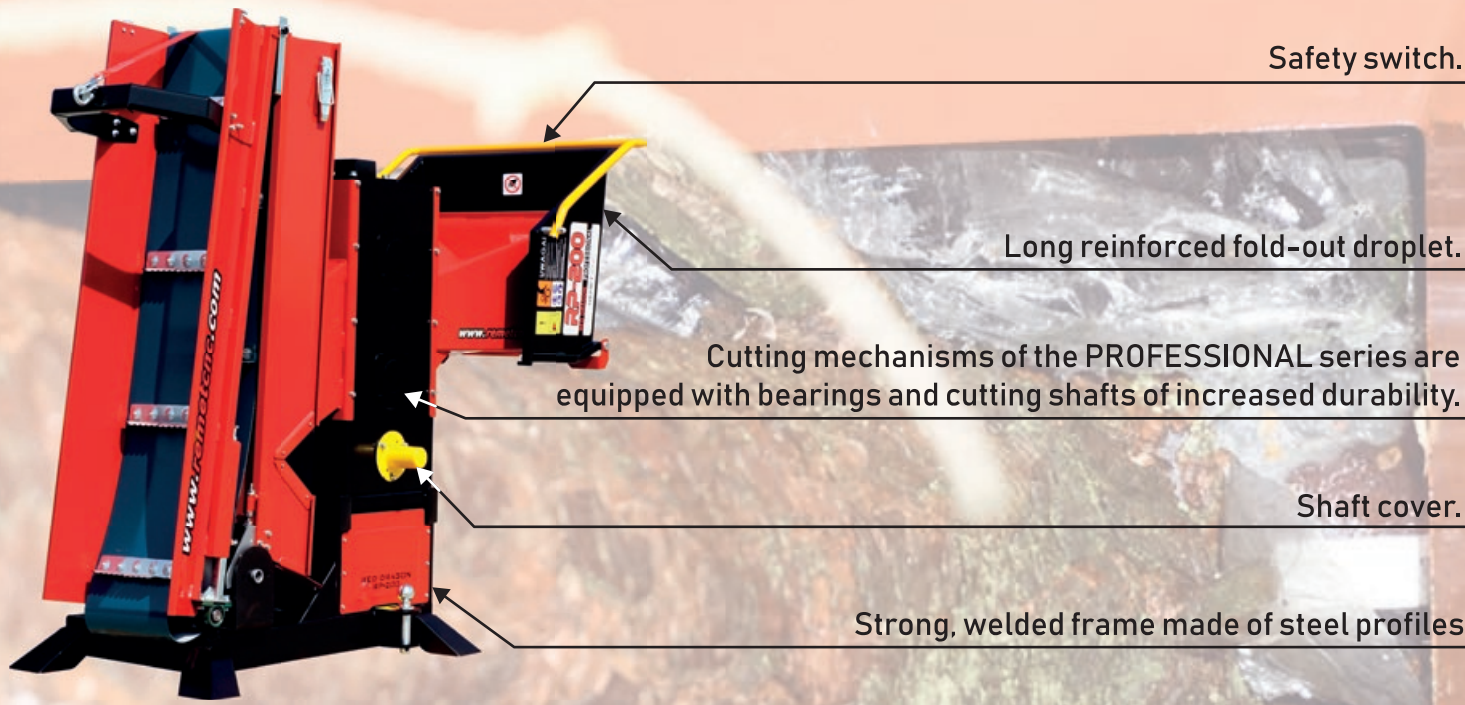
RP-150

MINIMUM / RECOMMENDED POWER: **45/80 HP**
 fresh soft wood: **130 mm**
 MAX DIAMETER OF CUTTING fresh hard wood: **110 mm**
 dry hard wood: **100 mm**
 LENGTH OF CUTTING 6 knives mechanism: **12-18 cm**
 8 knives mechanism: **10-15 cm**
 WEIGHT: **320 kg**



RP-200

MINIMUM / RECOMMENDED POWER: **90/150 HP**
 fresh soft wood: **160 mm**
 MAX DIAMETER OF CUTTING fresh hard wood: **150 mm**
 dry hard wood: **140 mm**
 LENGTH OF CUTTING 6 knives mechanism: **18-30 cm**
 8 knives mechanism: **15-25 cm**
 WEIGHT: **470 kg**



Safety switch.


Long reinforced fold-out droplet.

Cutting mechanisms of the PROFESSIONAL series are equipped with bearings and cutting shafts of increased durability.

Shaft cover.

Strong, welded frame made of steel profiles

Torsional, foldable belt conveyor with steel paddels (hydraulically driven).



Manual belt winch with safety chain.

Wood chipper powder coated.

Flywheel with cover:
(optional)
RP-100 & RP-120, $\phi 360$ mm , 40 kg
RP-150, $\phi 420$ mm , 55 kg
RP-200, $\phi 500$ mm , 80 kg



1/2" hydraulic quick couplings.



- Chippers with PTO drive belts from PROFESSIONAL series are equipped with belt winch for positioning the conveyor height and a chain for locking the position.



- The turntable conveyors have a hydraulic drive with a flow regulator.
- Belt conveyors can work along or across the chipper.



- The conveyor belt is equipped with paddles (made of galvanized steel).
- Chip conveyor belts are available in working lengths 230, 300 and 400 cm.



RP-100

MINIMUM / RECOMMENDED POWER: **15/25 HP**
 fresh soft wood: **90 mm**
 fresh hard wood: **80 mm**
 dry hard wood: **70 mm**

MAX DIAMETER OF CUTTING

LENGTH OF CUTTING **4 knives mechanism: 9-18 cm**
6 knives mechanism: 7-14 cm

LENGTH / WIDTH CONVEYOR BELT: **230/25 cm**
 WEIGHT: **275 kg**



RP-120

MINIMUM / RECOMMENDED POWER: **25/35 HP**
 fresh soft wood: **110 mm**
 fresh hard wood: **100 mm**
 dry hard wood: **90 mm**

MAX DIAMETER OF CUTTING

LENGTH OF CUTTING **6 knives mechanism: 8-15 cm**
8 knives mechanism: 5-10 cm

LENGTH / WIDTH CONVEYOR BELT: **230/25 cm**
 WEIGHT: **310 kg**



RP-150

MINIMUM / RECOMMENDED POWER: **45/80 HP**
 fresh soft wood: **130 mm**
 fresh hard wood: **110 mm**
 dry hard wood: **100 mm**

MAX DIAMETER OF CUTTING

LENGTH OF CUTTING **6 knives mechanism: 12-18 cm**
8 knives mechanism: 10-15 cm

LENGTH / WIDTH CONVEYOR BELT: **300/30 cm**
 WEIGHT: **440 kg**



RP-200

MINIMUM / RECOMMENDED POWER: **90/150 HP**
 fresh soft wood: **160 mm**
 fresh hard wood: **150 mm**
 dry hard wood: **140 mm**

MAX DIAMETER OF CUTTING

LENGTH OF CUTTING **6 knives mechanism: 18-30 cm**
8 knives mechanism: 15-25 cm

LENGTH / WIDTH CONVEYOR BELT: **300/30 cm**
 WEIGHT: **600 kg**



RP-200 SUPER

MINIMUM / RECOMMENDED POWER: **70/100 HP**
 fresh soft wood: **170 mm**
 fresh hard wood: **160 mm**
 dry hard wood: **150 mm**

MAX DIAMETER OF CUTTING

LENGTH OF CUTTING **6 knives mechanism: 18-30 cm**
8 knives mechanism: 15-25 cm

FLYWHEEL WEIGHT: **80 kg**

LENGTH / WIDTH CONVEYOR BELT: **400/40 cm**
 WEIGHT: **800 kg**

Wood chipper powder coated.

Folding belt conveyor with steel paddles, available in three lengths: 160, 230 and 300 cm.

Off-road chassis (it is possible to mount the chassis on individual 18x8.50 OFFROAD wheels).

Drawbar for ball hitch with rotary support wheel.

Briggs & Stratton 4-stroke internal combustion engine: RPS-100 10HP
RPS-120 16HP
RPS-120 23HP (with electric starter)

Safety switch.

Turntable base (360°) with position locking.
Trailer approved for road transport.



- The cutting knives used in combustion and electric chippers are sharpened at two angles, thanks to which the cutting resistance is significantly reduced.
- The blades are made of HARDOX TYPE 500 wear-resistant steel.



- The RPS and RPE series chippers are equipped with a flywheel with retraction function (jam release).
- Thanks to the split transmission cover, access to gear lubrication is easy.



- RPS series wood chippers are equipped with a ball-and-pin coupling.
- It is possible to use large single OFFROAD 18x8.50 wheels.



RPS-100

ENGINE POWER: **10 HP**

MAX DIAMETER OF CUTTING
 fresh soft wood: **80 mm**
 fresh hard wood: **70 mm**
 dry hard wood: **60 mm**

LENGTH OF CUTTING
 6 knives mechanism: **9-18 cm**
 8 knives mechanism: **7-14 cm**

LENGTH / WIDTH CONVEYOR BELT: **160/25 cm**
230/25 cm

WEIGHT: **295 kg**



RPS-120

ENGINE POWER: **16/23 HP**

MAX DIAMETER OF CUTTING
 fresh soft wood: **100 mm**
 fresh hard wood: **80 mm**
 dry hard wood: **70 mm**

LENGTH OF CUTTING
 6 knives mechanism: **8-15 cm**
 8 knives mechanism: **5-10 cm**

LENGTH / WIDTH CONVEYOR BELT: **230/25 cm**
300/25 cm

WEIGHT: **340 kg**



RPS-120 TURNTABLE

ENGINE POWER: **16/23 HP**

MAX DIAMETER OF CUTTING
 fresh soft wood: **100 mm**
 fresh hard wood: **80 mm**
 dry hard wood: **70 mm**

LENGTH OF CUTTING
 6 knives mechanism: **8-15 cm**
 8 knives mechanism: **5-10 cm**

ROTATION OF WOODCHIPPERS **360°**

LENGTH / WIDTH CONVEYOR BELT: **230/25 cm**
300/25 cm

WEIGHT: **460 kg**



RPS-120 TRAILER

ENGINE POWER: **16/23 HP**


MAX DIAMETER OF CUTTING
 fresh soft wood: **100 mm**
 fresh hard wood: **80 mm**
 dry hard wood: **70 mm**

LENGTH OF CUTTING
 6 knives mechanism: **8-15 cm**
 8 knives mechanism: **5-10 cm**

ROTATION OF WOODCHIPPERS **360°**

LENGTH / WIDTH CONVEYOR BELT: **230/25 cm**
300/25 cm

WEIGHT: **640 kg**



Manual belt winch with safety chain.

Safety switch.

Switching box
START-STOP.

RPE-100 7.5 kW
RPE-120 11 kW
RPE-200 22kW
(RPE-120 i RPE-200 with automatic
star-delta starting)

3-phase electric motor, 400 V (brushless).

Chassis for manual transport.

Fold-out belt conveyor with steel paddles:
(optional)
RPE-100, 160 or 230 cm (25 cm wide)
RPE-120, 230 or 300 cm (25 cm wide)
RPE-200, 300 (30 cm wide) or 400 cm (40 cm wide)

Wood chipper powder coated.

Guide wheels to facilitate unfolding
of the conveyor belt.



Strong welded frame made of steel profiles.



- Fold-out conveyor belts work along the chipper.
- Conveyor belts for electric chippers are available in working lengths:
RPE-100, 160 or 230 cm
RPE-120, 230 or 300 cm
RPE-200, 300 or 400 cm

- The RPS and RPE series choppers are equipped with a flywheel with retraction function (jam release).
- Thanks to the split transmission cover, access to gear lubrication is easy.

- The electric chippers of the PROFESSIONAL series have a switching box with a main switch and start-stop buttons, and an emergency switch.
In RPE-120 RPE-200 versions, the chippers have an automatic star-delta starting switch.

ELECTRIC WOOD CHIPPERS

PROFESSIONAL

RPE-100

ELECTRIC MOTOR POWER: **7,5 kW**
 fresh soft wood: **80 mm**
 MAX DIAMETER OF CUTTING fresh hard wood: **70 mm**
 dry hard wood: **60 mm**

LENGTH OF CUTTING
 4 knives mechanism: **9-18 cm**
 6 knives mechanism: **7-14 cm**
 LENGTH / WIDTH CONVEYOR BELT: **160/25 cm**
230/25 cm
 WEIGHT: **280 kg**



ELECTRIC MOTOR POWER: **11 kW**
 fresh soft wood: **100 mm**
 MAX DIAMETER OF CUTTING fresh hard wood: **80 mm**
 dry hard wood: **70 mm**

LENGTH OF CUTTING
 6 knives mechanism: **8-15 cm**
 8 knives mechanism: **5-10 cm**
 LENGTH / WIDTH CONVEYOR BELT: **230/25 cm**
300/25 cm
 WEIGHT: **320 kg**

RPE-120



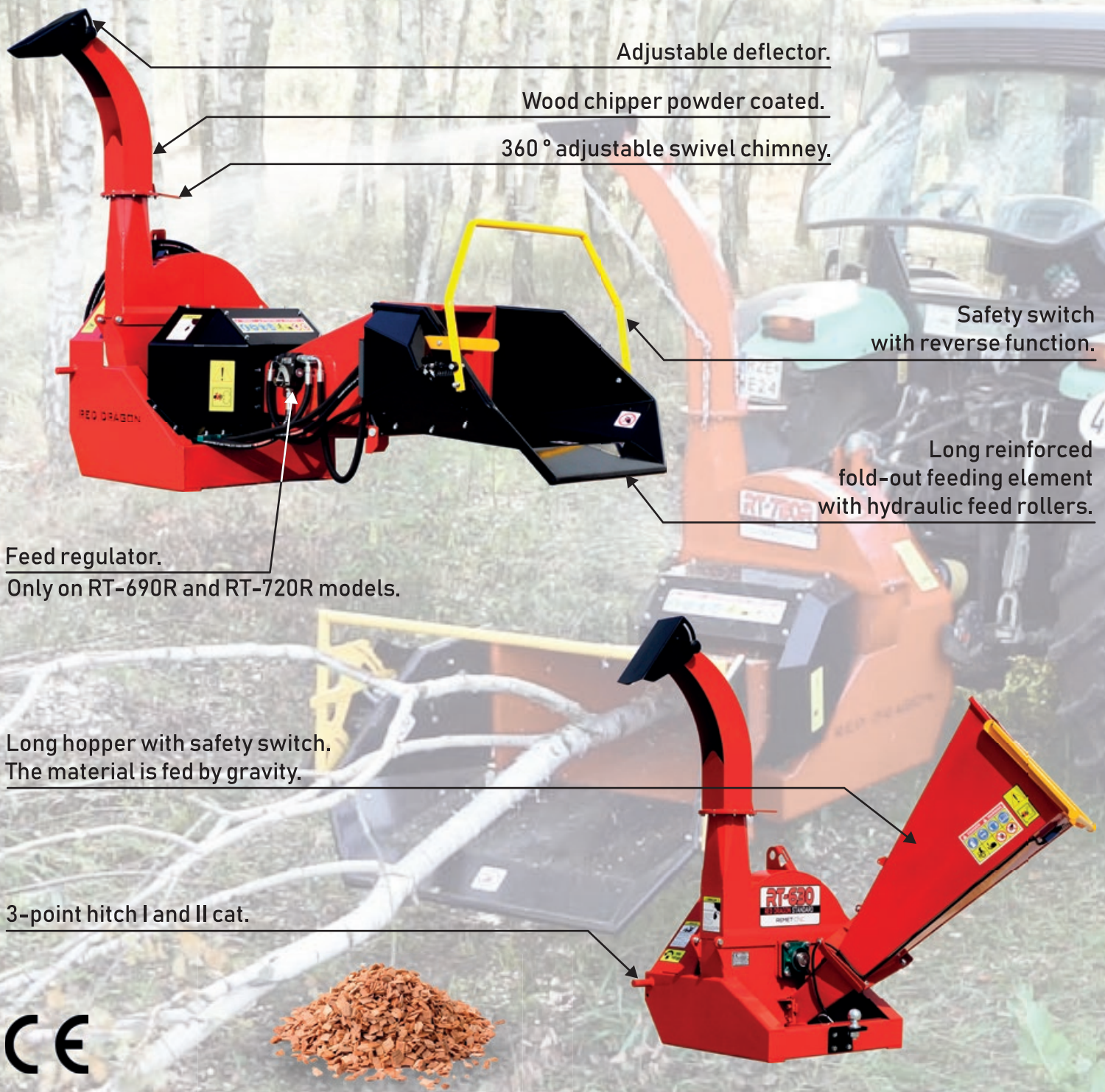
ELECTRIC MOTOR POWER: **22 kW**
 fresh soft wood: **150 mm**
 MAX DIAMETER OF CUTTING fresh hard wood: **130 mm**
 dry hard wood: **110 mm**

LENGTH OF CUTTING
 6 knives mechanism: **18-30 cm**
 8 knives mechanism: **15-25 cm**
 LENGTH / WIDTH CONVEYOR BELT: **300/30 cm**
400/40 cm
 WEIGHT: **950/1000 kg**

RPE-200



DISC CHIPPERS



Adjustable deflector.

Wood chipper powder coated.

360° adjustable swivel chimney.

Safety switch with reverse function.

Long reinforced fold-out feeding element with hydraulic feed rollers.

Feed regulator.

Only on RT-690R and RT-720R models.

Long hopper with safety switch.
The material is fed by gravity.

3-point hitch I and II cat.

CE






- The RT-690R and RT-720R chippers have hydraulic feed rollers, the feed can be adjusted.
- In other disc wood chopping machines, the material is collected by gravity.

- The size of the wood chips can be adjusted by means of a feed controller (flow regulator) of the hydraulic feed rollers.
- The hydraulic control system has reverse gear for reversing and an emergency feed stop switch.

- Diameters and weights of cutting discs used:
RT-720R - ϕ 720mm, 80 kg
RT-690R - ϕ 625mm, 60 kg
RT/RTE/RTS-630 - ϕ 620mm, 40kg.
- The cutting blades are made of HARDOX TYPE 500 wear-resistant steel.


DISC CHIPPERS



				
MINIMUM / RECOMMENDED POWER:				35/50 HP
MAX DIAMETER OF CUTTING:				fresh soft wood: 130 mm
				fresh hard wood: 120 mm
				dry hard wood: 110 mm
DIAMETER OF CUTTING DISC:				625 mm
WEIGHT OF CUTTING DISC:				60 kg
PTO ROTATIONS:				540-1000 rpm
NUMBER OF KNIVES:				4+1 counterblade
MINIMUM FLOW:				60 l/min
WEIGHT:				330 kg

RT-690R



				
MINIMUM / RECOMMENDED POWER:				55/80 HP
MAX DIAMETER OF CUTTING:				fresh soft wood: 170 mm
				fresh hard wood: 150 mm
				dry hard wood: 120 mm
DIAMETER OF CUTTING DISC:				720 mm
WEIGHT OF CUTTING DISC:				85 kg
PTO ROTATIONS:				540-1000 rpm
NUMBER OF KNIVES:				4+1 counterblade
MINIMUM FLOW:				60 l/min
WEIGHT:				450 kg





RT-720R



				
MINIMUM / RECOMMENDED POWER:				15/45 HP
MAX DIAMETER OF CUTTING:				fresh soft wood: 120 mm
				fresh hard wood: 100 mm
				dry hard wood: 80 mm
WEIGHT OF CUTTING DISC:				40 kg
DIAMETER OF CUTTING DISC:				620 mm
PTO ROTATIONS:				540-1000 rpm
NUMBER OF KNIVES:				4+1 counterblade
WEIGHT:				200 kg

RT-630



				
ELECTRIC MOTOR POWER:				7,5kW
MAX DIAMETER OF CUTTING:				fresh soft wood: 120 mm
				fresh hard wood: 100 mm
				dry hard wood: 80 mm
WEIGHT OF CUTTING DISC:				40 kg
DIAMETER OF CUTTING DISC:				620 mm
ELECTRICAL POWER:				3-phase, 400 V
NUMBER OF KNIVES:				4+1 counterblade
WEIGHT:				295 kg

RTE-630



				
ENGINE POWER:				15 HP
MAX DIAMETER OF CUTTING:				fresh soft wood: 100 mm
				fresh hard wood: 80 mm
				dry hard wood: 60 mm
WEIGHT OF CUTTING DISC:				40 kg
DIAMETER OF CUTTING DISC:				620 mm
ENGINE TYPE:				4-stroke, gasoline
NUMBER OF KNIVES:				4+1 counterblade
WEIGHT:				300 kg

RTS-630

DRUM CHIPPERS

4-stroke internal combustion engine, 6.5 HP.

Adjustable deflector.

Drum chipper powder coated.


Wheels for manual transport.

4-stroke internal combustion engine, 15 HP.

Safety switch.

Long hopper with safety switch.
The material is fed by gravity.

18x8.50 pneumatic transport wheels of the OFF ROAD type.
(Only on the RB-100 model)



■ The RB-50 and RB-100 combustion chippers have a centrifugal clutch (friction clutch) to facilitate start-up and to protect the chippers against overload.

■ Drum chippers are equipped with 2 cutting blades (they are made of improved HARDOX TYPE 500 wear-resistant steel) and a counter-knife to which branches are cut.

■ The small chips formed after cutting are great for ballast under shrubs or compost.

DRUM CHIPPERS

NEW !



2m³/h

**RB-50
ELECTRIC**

ELECTRIC MOTOR POWER: **3 kW**
MAX DIAMETER OF CUTTING: fresh soft wood: **50 mm**
fresh hard wood: **40 mm**
dry hard wood: **30 mm**
CUTTING DRUM DIAMETER: **200 mm**
ELECTRICAL POWER: **1-phase, 230 V, 50 Hz**
NUMBER OF KNIVES: **2+1 counterblade**
WEIGHT: **75 kg**

NEW !



2m³/h

**RB-50
GASOLINE**

ENGINE POWER: **6.5 KM**
MAX DIAMETER OF CUTTING: fresh soft wood: **50 mm**
fresh hard wood: **40 mm**
dry hard wood: **30 mm**
CUTTING DRUM DIAMETER: **200 mm**
ENGINE TYPE: **4-stroke, gasoline**
NUMBER OF KNIVES: **2+1 counterblade**
WEIGHT: **80 kg**

NEW !




5m³/h

**RB-100
GASOLINE**

ENGINE POWER: **15 KM**
MAX DIAMETER OF CUTTING: fresh soft wood: **100 mm**
fresh hard wood: **80 mm**
dry hard wood: **60 mm**
CUTTING DRUM DIAMETER: **300 mm**
ENGINE TYPE: **4-stroke, gasoline**
NUMBER OF KNIVES: **2+1 counterblade**
WEIGHT: **200 kg**

ACCESSORIES



SPARE KNIVES



BAG HOLDER
single
double

**BAG HOLDER FOR
THE CONVEYOR BELT**



**RASHCHEL
BAGS**
(110x60 cm)



PTO ADAPTER
1 3/4" female to 1 3/8" male



FLYWHEEL
ø300 mm, 25 kg
ø360 mm, 40 kg
ø420 mm, 55 kg
ø500 mm, 80 kg



SHAFT PTO WITH CLUTCH
(SHEAR BOLT):
R-60, R/RP-80, R/RP-100, R-120, RT-630, RT-720R, RP-300: **LINE 4**
R/RP-150: **LINE 6**
R/RP-200: **LINE 8**



PULLEY (V-BELTS)
ø300 mm, 25 kg, 2x17 mm
ø360 mm, 40 kg, 3x17 mm
ø420 mm, 55 kg, 3x17 mm
ø500 mm, 80 kg, 4x17 mm



**BELT CONVEYORS FOR WOOD CHIPPERS
WITH HYDRAULIC DRIVE:**
Length 160 cm, width 25 cm for R/RP-100
Length 230 cm, width 25 cm for R/RP-120
Length 300 cm, width 30 cm for R/RP-150
Length 400 cm, width 40 cm for RP-200
Length 160 cm, width 25 cm, with frame RP-100
Length 230 cm, width 25 cm, with frame RP-120
Length 300 cm, width 30 cm, with frame RP-150
Length 400 cm, width 40 cm, with frame RP-200



ADJUSTABLE STAND
for BIG BAG



RP-300

MAX CUTTING DIAMETER OF WOOD: **200 mm**
 MAX CUTTING LENGTH: **50 cm**
 LENGTH / WIDTH OF BELT CONVEYOR: **300/40 cm**
 MINIMUM / RECOMMENDED POWER: **45/80 HP**
 RECOMMENDED PTO ROTATIONS: **540 rpm**
 MIN. FLOW: **50 l/min**
 PTO SHAFT: **1 3/8"**
 WEIGHT: **900 kg**



S-400

RECOMMENDED FOR MACHINES FROM: **1,5-10 t**
 HYDRAULIC MOTOR DISPLACEMENT (CC): **410 cm³**
 MAX. POWER: **31 kW**
 MAX TORQUE: **1095 Nm**
 MAX PRESSURE: **180 bar**
 WEIGHT (WITHOUT A HANDLE): **200 kg**
 DRILL DIMENSIONS: working length **370 mm**
 diameter **250 mm**



S-500

RECOMMENDED FOR MACHINES FROM: **3-17 t**
 HYDRAULIC MOTOR DISPLACEMENT (CC): **520 cm³**
 MAX. POWER: **59 kW**
 MAX TORQUE: **1450 Nm**
 MAX PRESSURE: **200 bar**
 WEIGHT (WITHOUT A HANDLE): **250 kg**
 DRILL DIMENSIONS: working length **370 mm**
 diameter **250 mm**


LOG GRABS

GRABS 500:
steel 10 mm



500 mm

GRABS 600:
steel 12 mm



600 mm

GRABS 700:
steel 15 mm




700 mm

GRABS 800:
steel 20 mm



800 mm

DOUBLE GRABS:
steel 12 mm



600 mm



WOOD CHIPPERS FACTORY

REMET CNC TECHNOLOGY
Łowisko 320A
36-053 Kamień
POLAND

www.remetcnc.com



CONTACT OUR DEALER:

FIND US ON:



Dealer: _____

